

**Note:** This is general information only and the situation can vary from case to case.

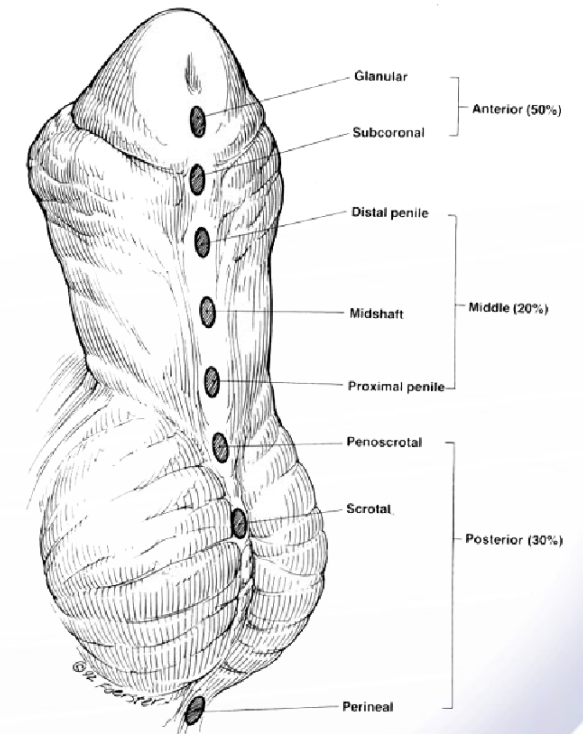


Department of Paediatric Surgery & Urology  
Starship Child Health  
Level 4  
Auckland  
Phone: 64 9 307 4949 ext. 22527  
Fax: 64 9 307 8952



# Hypospadias:

## Patient Information



Department of Paediatric Surgery & Urology  
Starship Hospital  
Auckland.



## Hypospadias:

### Definition:

Hypospadias (Opening below) is an abnormal appearance of the penis, characterised by the abnormally situated opening of the urethra. This may be associated with a curvature of the penis. This condition is seen in 1 in 300 to 500 male births.

### Aims of Surgery:

- To provide a straight penis
- A urethral opening as forward as possible for normal micturition and intercourse.

### Stages:

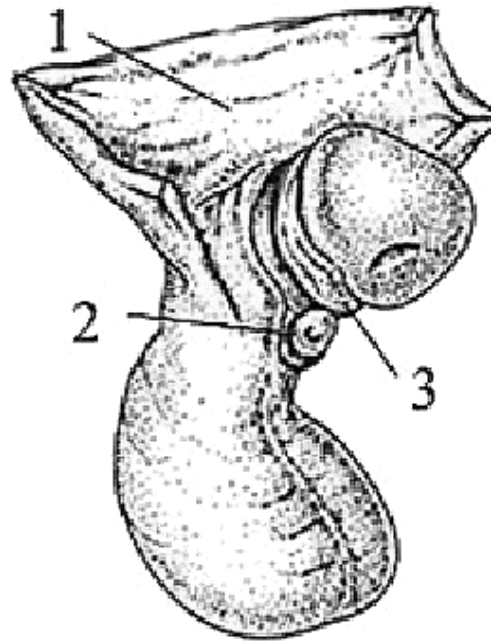
Depending on the severity of the abnormality, surgical correction may be done in one or two stages.

### Normal course:

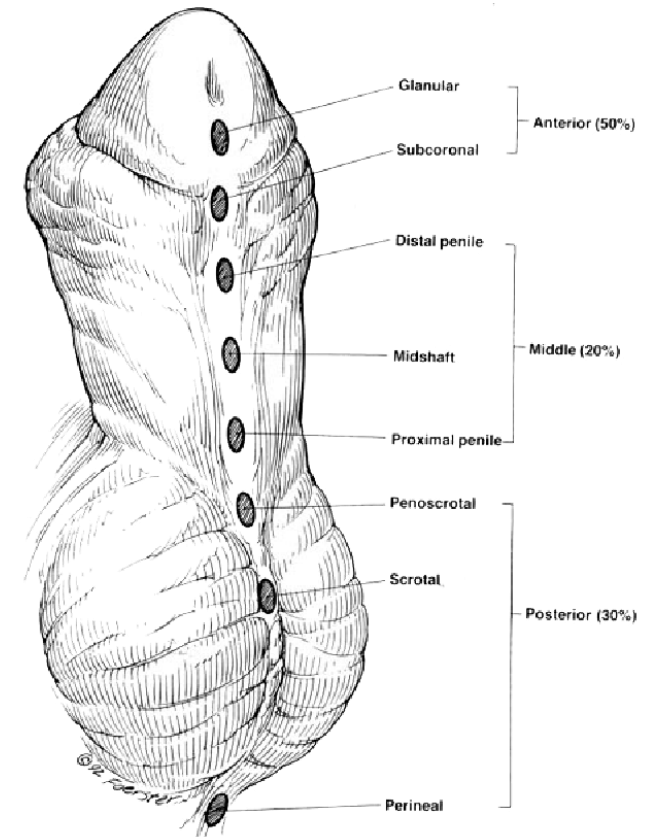
1. Admission will be on the day of surgery, (be prepared to stay overnight).
2. There may be a stent or a catheter in place after the surgery.
  - This may be in for up to 2 weeks and may cause a lot of distress for your child.
  - A parent or caregiver may need to stay or be with their child all the time.
  - Soak the area in water a day before the stent removal. A date will be given.
- The stent will be removed in the daystay unit or clinic

### Complications:

- ◆ Fistula
- ◆ Meatal stenosis (narrowing of urethral opening)
- ◆ Infection
- ◆ Complete breakdown
- ◆ Abnormal appearance
- ◆ Urethral stricture
- ◆ Rotation



1. Hooded prepuce
2. Abnormally placed opening
3. Bent penis



Various positions of the opening

Please do not get your child circumcised  
while awaiting surgery

Department of Paediatric Surgery & Urology  
Starship Child Health  
Level 4  
Auckland  
Phone: 64 9 307 4949 ext. 22527  
Fax: 64 9 307 8952