












Auckland City Hospital

-  Emergency Department
-  Main Entrance
-  Level 1 Entrance (to Starship)
-  Drop off Entrance, Level 4
-  Starship Entrance
-  Parking
-  Bicycle/ Motorbike Parking
-  Bus Stops
-  Taxi Stand
-  Staff Shuttle
-  Staff Parking

Buildings:

- | | | |
|---|--|--|
| <ul style="list-style-type: none"> 1 Support Building 2 Starship Children's Hospital 6 Plant 7 Support Services | <ul style="list-style-type: none"> 8 Regional Cancer and Blood Services 9 Pharmacy Aseptic Production 11 Ronald McDonald House 13 Clinical Engineering 15 Fraser McDonald Unit/ Crèche 21 Supply Store, Clinical Records | <ul style="list-style-type: none"> 30 Te Whare Awhina - Accommodation 31 Lab Plus and Mortuary 32 Main Building 35 Te Whetu Tawera - Acute Mental Health Unit 43 Marion Davis Library 56 Haemodialysis |
|---|--|--|



Transition Lounge